



North Reading Public Schools

ENROLLMENT PROJECTIONS



1

Step 1.

Review Historical Data Trends:
What Happened in the past?

2

Step 2.

% calculated from historical data help determine reliable % of increases or decreases

3

Step 3.

Review Trend data, 3 year, 5 year, 10 year model.
What model is most reliable

4

Step 4.

Research proposed or planned residential developments and turnover of homes

5

Step 5.

Review the current conditions and state of the schools.
(Impact of COVID-19 virus)

Enrollment projection process

Agenda

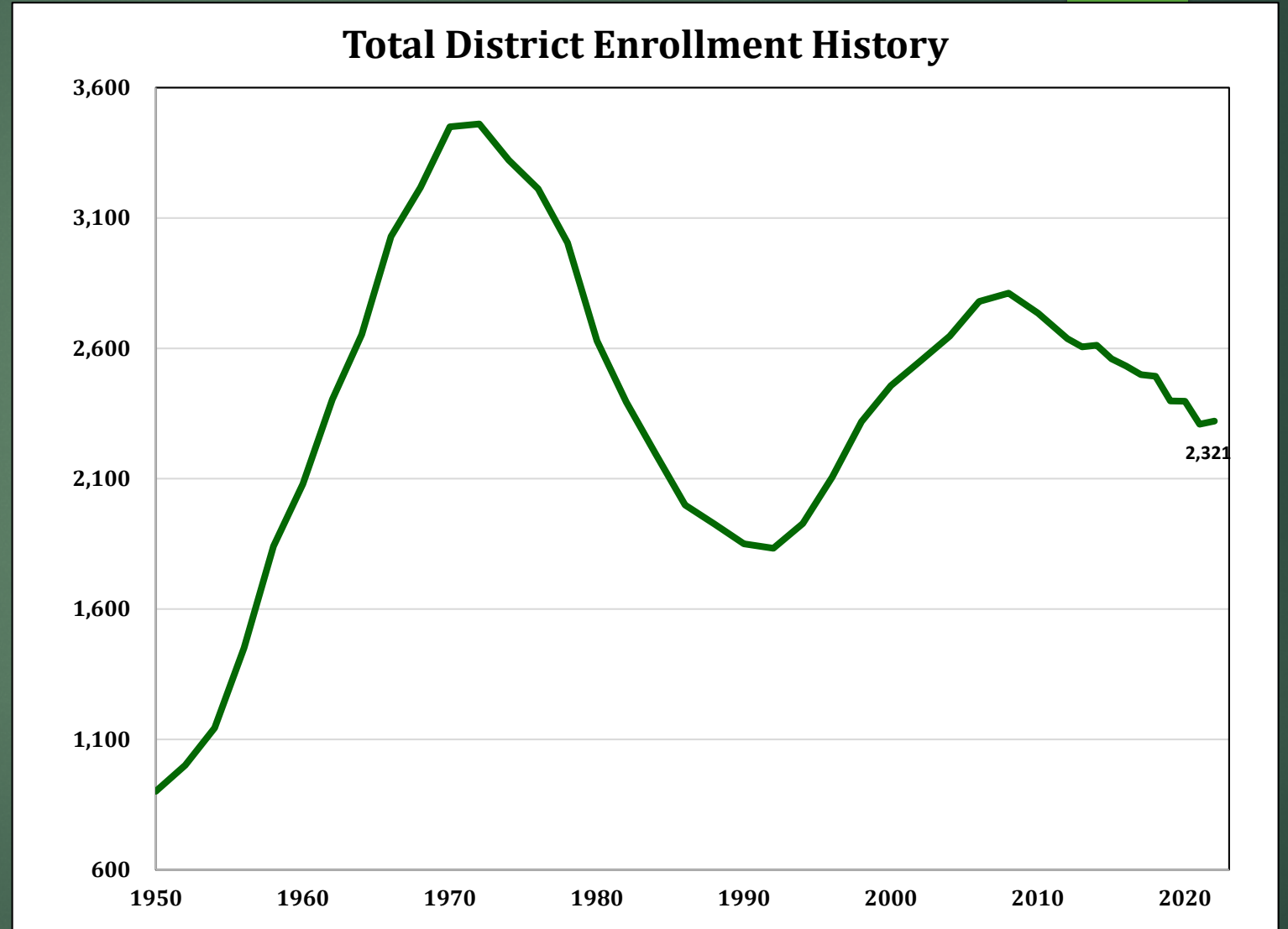
We will cover these topics:

- Historical District wide Enrollment
- Projected District wide Enrollment
- Enrollment Projections by School and Level
- Impact on Staffing / Budget



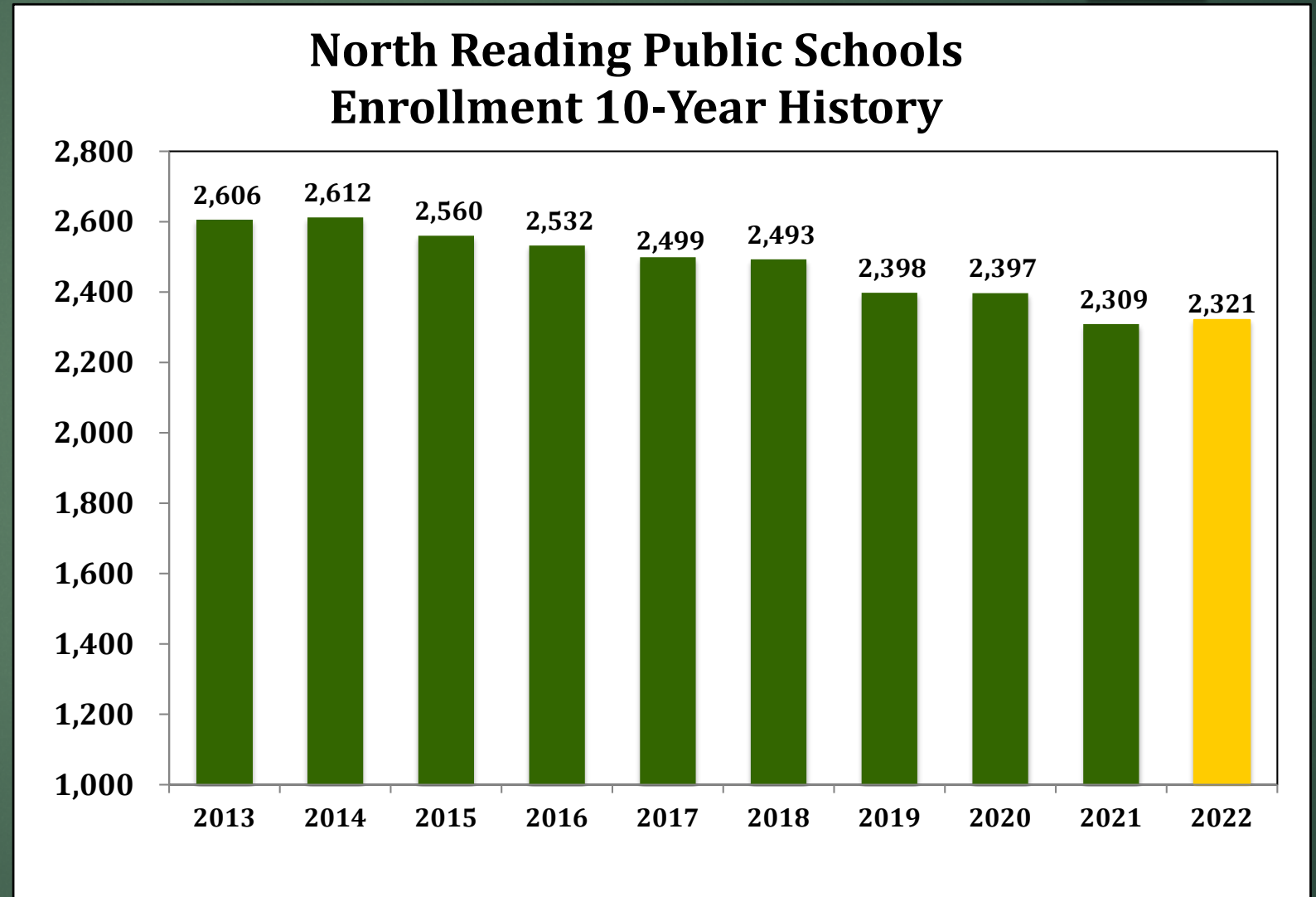
Historical Enrollment

- North Reading's total student enrollment has been cyclical
- In the early fifties enrollment grew quickly from 900 to 1,841 students. The 1960's saw the numbers rise to 3,217.
- In the 1970's enrollment grew as high as 3,461.
- Then in the 1980's enrollment decreased to 1,926 only to rise again during the 1990's, peaking at 2,319.
- The period since then has seen a growth back to 2,812 in 2008 with a steady decline since then. Currently, student enrollment stands at 2,321.

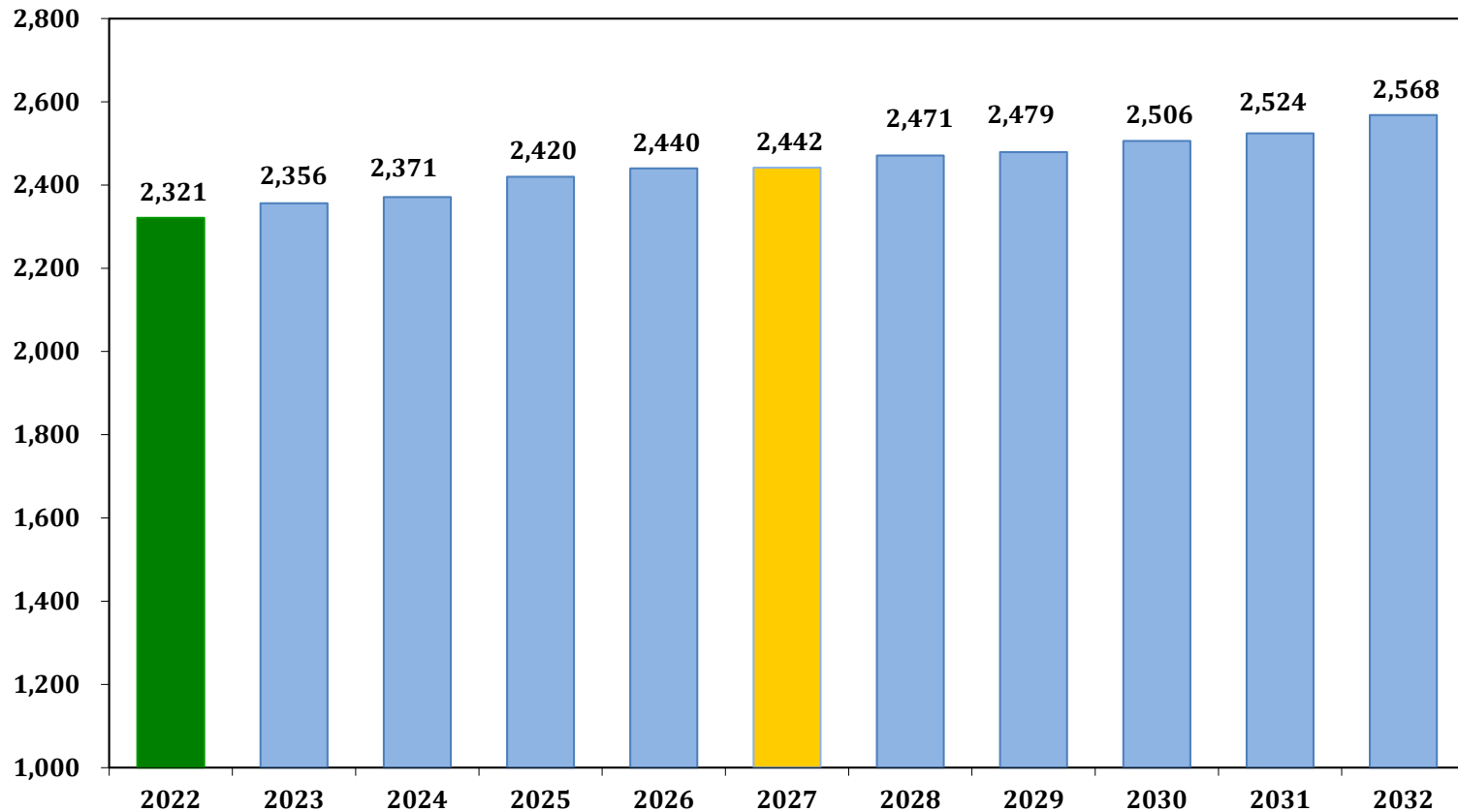


10 Year enrollment history

- Historical enrollment over the last ten years has experienced a moderate decline since 2014.
- Enrollment currently stands at 2,321 students as of October 2021.
- There is evidence that the moderate decline the District has experienced in enrollment over the past decade will change and there will be a steady increase in enrollment as the real estate market continues to improve and housing developments increase in town.



North Reading Public Schools PK - 12 Enrollment 10-Year Projection

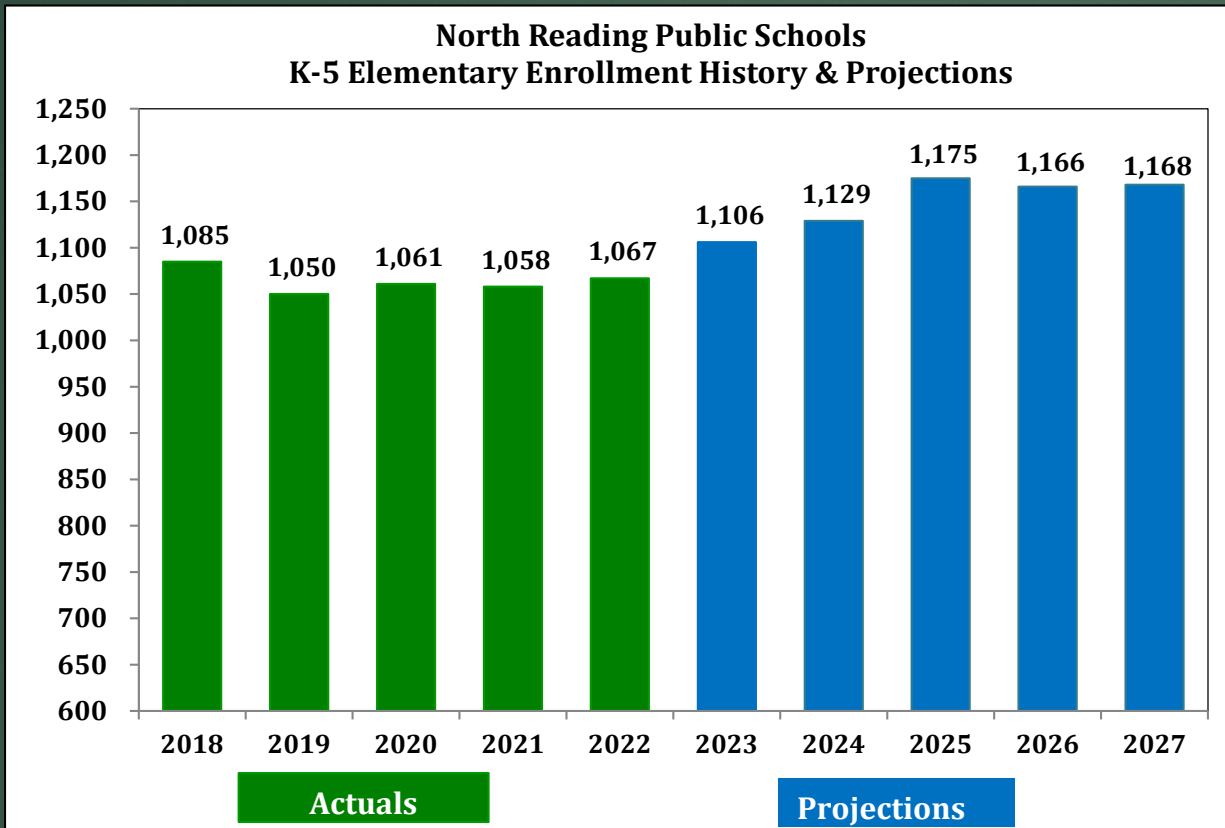


Enrollment Projections

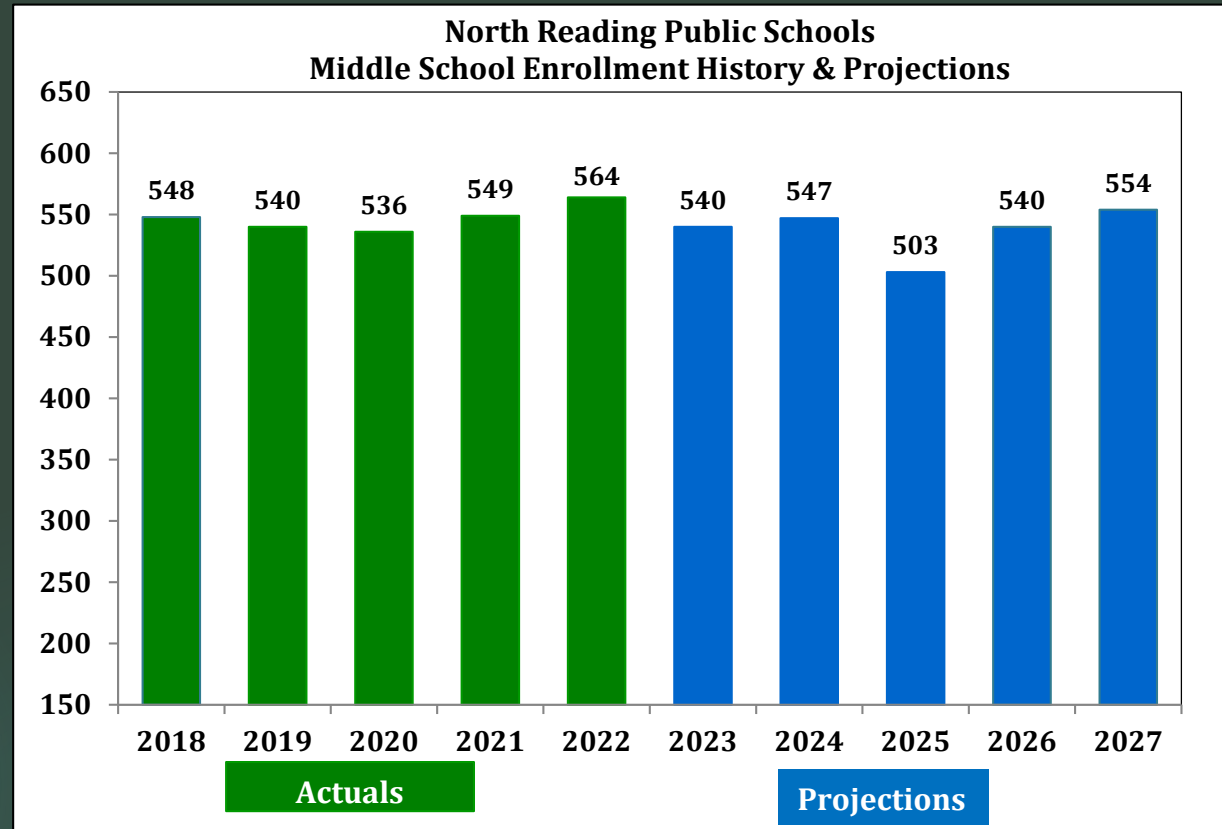
- Districtwide enrollment depicted in the graph is expected to experience a moderate increase over the next five to ten years;
- All projections are most reliable in year's #1-5; and less reliable in year's #6-10;
- As the economy and real estate situations continues to improve in the region, additional in-migration has begun to return to North Reading, and enrollment will increase over the next decade back to levels in 2014 and 2015 close to 2,600 students.

Elementary Enrollment

- Elementary enrollment (K-5), next school year is projected to increase by 39 students;
- As you can see from the table below, Kindergarten enrollment is anticipated to increase by 21 students, which can be contributed to a higher birth rate statistic from five years earlier but kindergarten enrollment can be very difficult to predict;
- Given the increases in enrollment, the District does anticipate staffing increases at the elementary level in FY 23, leading to the need for additional teachers in fiscal year 2023.



School Year	K	1.0	2.0	3.0	4.0	5.0	Total K-5
2021-22 Actual	175	189	204	145	181	173	1,067
2022-23 Projection	196	186	190	204	149	181	1,106
2023-24 Projection	180	208	193	190	209	149	1,129
2024-25 Projection	178	191	209	193	195	209	1,175
2025-26 Projection	183	189	192	209	198	195	1,166
2026-27 Projection	180	194	190	192	214	198	1,168

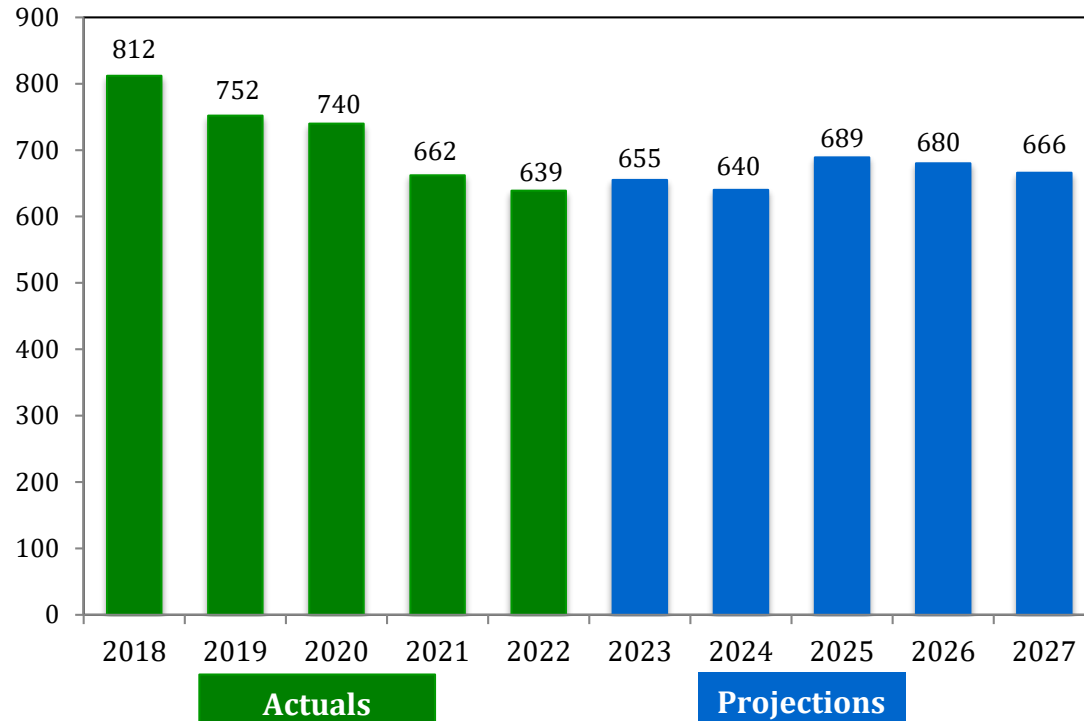


School Year	6	7	8	Total 6-8
2021-22 Actual	193	174	197	564
2022-23 Projection	173	193	174	540
2023-24 Projection	181	173	193	547
2024-25 Projection	149	181	173	503
2025-26 Projection	210	149	181	540
2026-27 Projection	195	210	149	554

Middle school Projections

- Middle School enrollment is expected to decrease by 24 students next school year;
- Over the next three to four years, it is anticipated that grades 6-8 will decrease by approx. (24) total students;
- As you can see by the above chart, long-term enrollment projections indicate the middle school enrollment; will decrease the next three years and then experience an increase and continue to level out at about 550-555 students;
- No additional staffing should be necessary at the middle school to address changes in enrollment.

**North Reading Public Schools
High School Enrollment History & Projections**

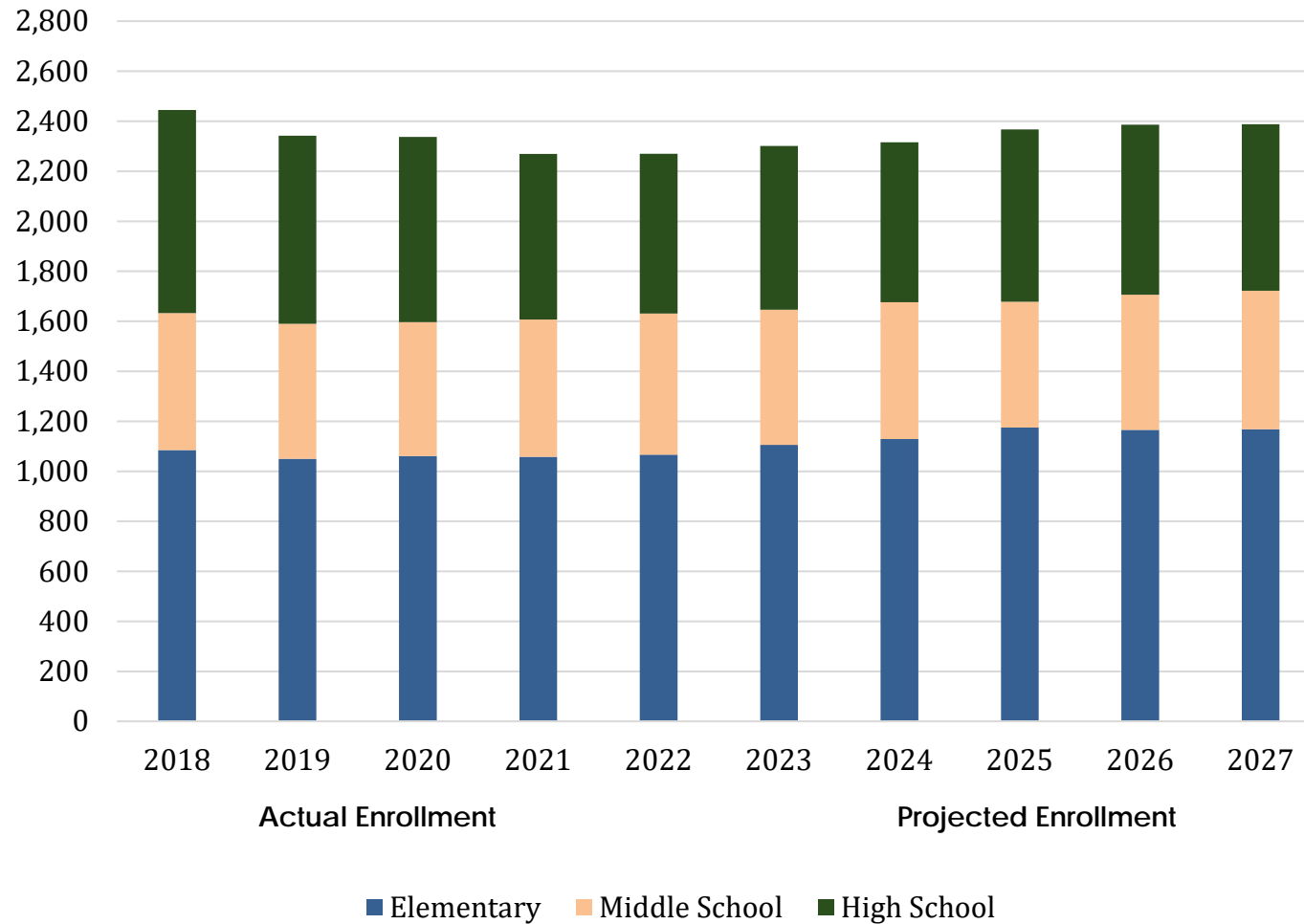


High School Projections

- High School has experienced the biggest change in enrollment these past three years declining from 752 students in 2019 to 639 students today;
- High School enrollment is expected to experience an increase in enrollment next year by 16 students and is expected to level off at about 680 students;
- No additional staffing should be necessary at the high school to address changes in enrollment.

School Year	9	10	11	12	Ungraded	Total 9-12
2021-22 Actual	170	130	176	162	1	639
2022-23 Projection	183	170	128	174		655
2023-24 Projection	162	183	168	127		640
2024-25 Projection	180	162	181	166	0	689
2025-26 Projection	161	180	160	179	0	680
2026-27 Projection	169	161	178	158	0	666

North Reading Enrollment History and Projections



Summary

- As the projections indicate above, the biggest enrollment shifts will take place at the elementary level over the next five years;
- The elementary school enrollment with increasing kindergarten enrollment as immigration of school age families come to North Reading will increase over the next several years, leading to a need for additional staffing to maintain class size guidelines;
- Enrollment at the middle and high school level will experience moderate changes and increases;
- However, it is very likely these patterns will not last as long as ten years;
- It is important to review trends, census data and changes in the real estate market and developments within the community on an annual basis and their impact on school enrollment.



THANK YOU!

